

Scaled data based on original data using
LM-79-08 Approved Method: Electrical and Photometric Measurements of Solid-
State Lighting Products

Test Report Prepared for
Cooper Lighting Solutions
(formerly Eaton)

Brand: STREETWORKS

Report Number: P950291

Luminaire Tested: **GLAN-SB4D-750-U-5NQ**

Issue Date: 1/21/2025

Test Information

Test Method: LM-79-08
Report Number: P950291
TEST IS SCALED FROM IESNA LM-79-08 TEST DATA (G2-2411-289-18)
Test Lab: INNOVATION CENTER
Issue Date: 1/21/2025
Manufacturer: COOPER LIGHTING SOLUTIONS (FORMERLY EATON)
Product Line: STREETWORKS
Catalog Number: GLAN-SB4D-750-U-5NQ
Description: GALLEON AREA AND ROADWAY HIGH DENSITY LED LUMINAIRE
(4) 70 CRI, 5000K, 900mA LIGHTSQUARES WITH 26 LEDS EACH AND TYPE V NARROW OPTICS
Light Source: -
Ballast/Driver: -

Summary

Lumens per Lamp: N/A
Luminaire Lumens: 45214 lumens
Efficiency: N/A
Efficacy: 154.0 lumens/watt
Luminous Opening: Rectangular (W 1' x L: 1' x H: 0')
IES Classification: Type V - Short
BUG Rating: B5 - U0 - G3

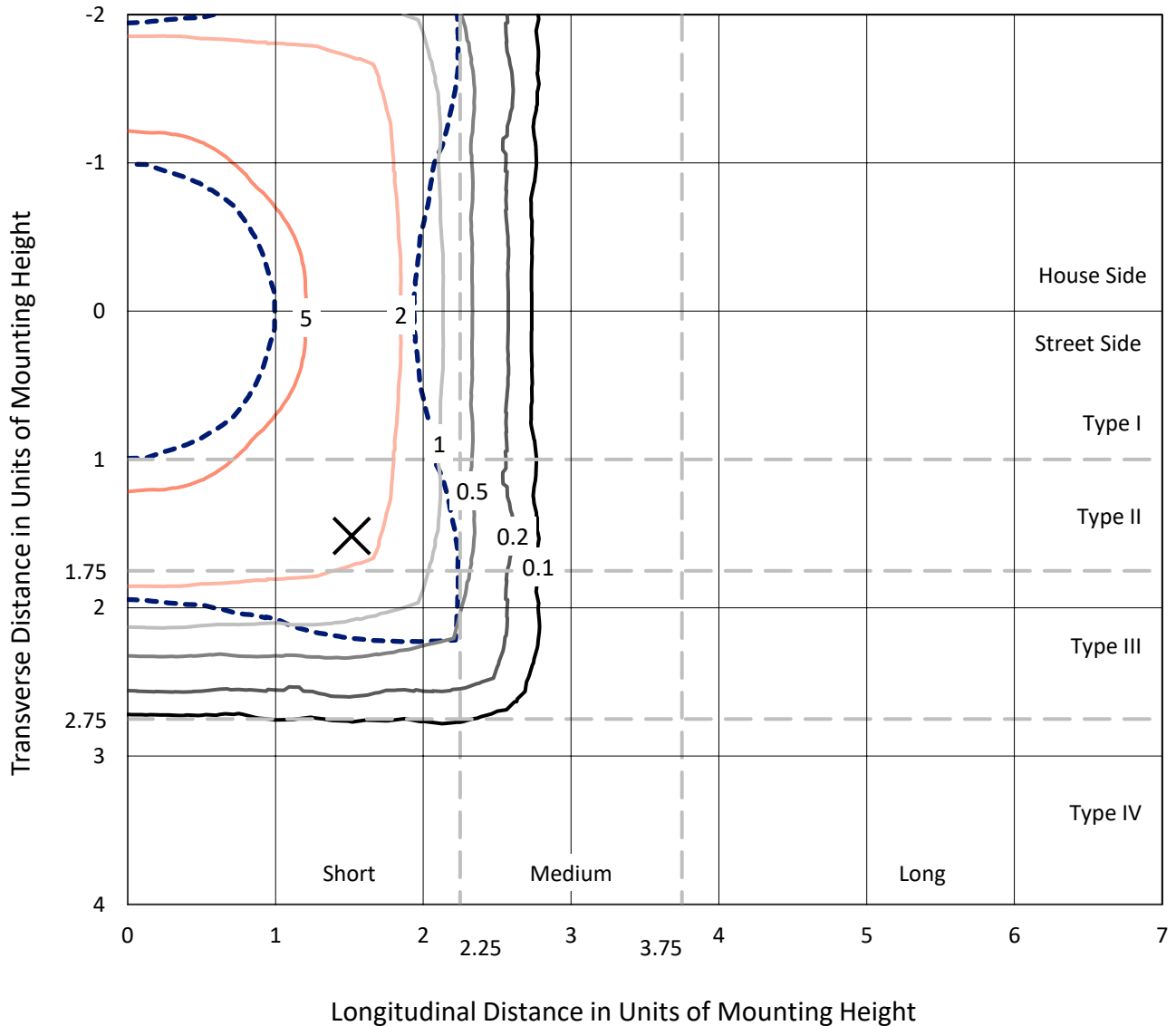
Input Watts (W): 293.6
Input Voltage (V): NR
Input Current (Ain): NR
Voltage Rise (V): NR
Power Factor: NR
Total Harmonic Distortion (THDi): NR
Frequency (hertz): 60
Stabilization Time: NR
Operation Time: NR
Ambient Temperature (°C): NR
Test Distance: 24 FT



REPORT NUMBER: P950291
 CATALOG NUMBER: GLAN-SB4D-750-U-5NQ

Iso-Footcandle Lines of Horizontal Illumination

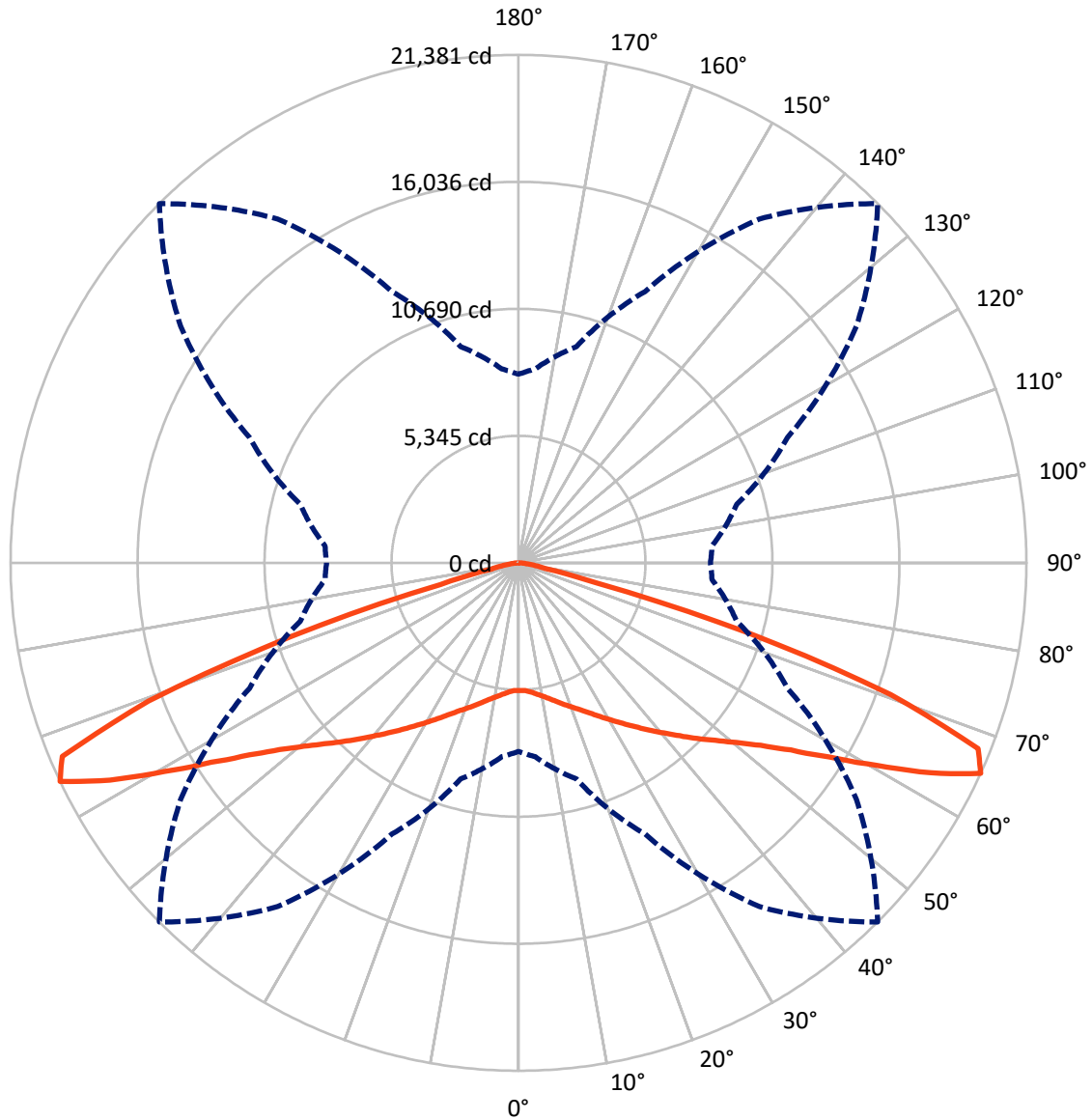
× Max cd
 - - - 1/2 Max cd



Based on 25 foot mounting height. Maximum calculated value = 8.8 fc
 Type V - Short - N/A

REPORT NUMBER: P950291
CATALOG NUMBER: GLAN-SB4D-750-U-5NQ

Luminous Intensity Polar Plot



— Vertical Plane Through 45-Deg Lateral - - - Horizontal Cone Through 65-Deg Vertical

REPORT NUMBER: P950291
 CATALOG NUMBER: GLAN-SB4D-750-U-5NQ

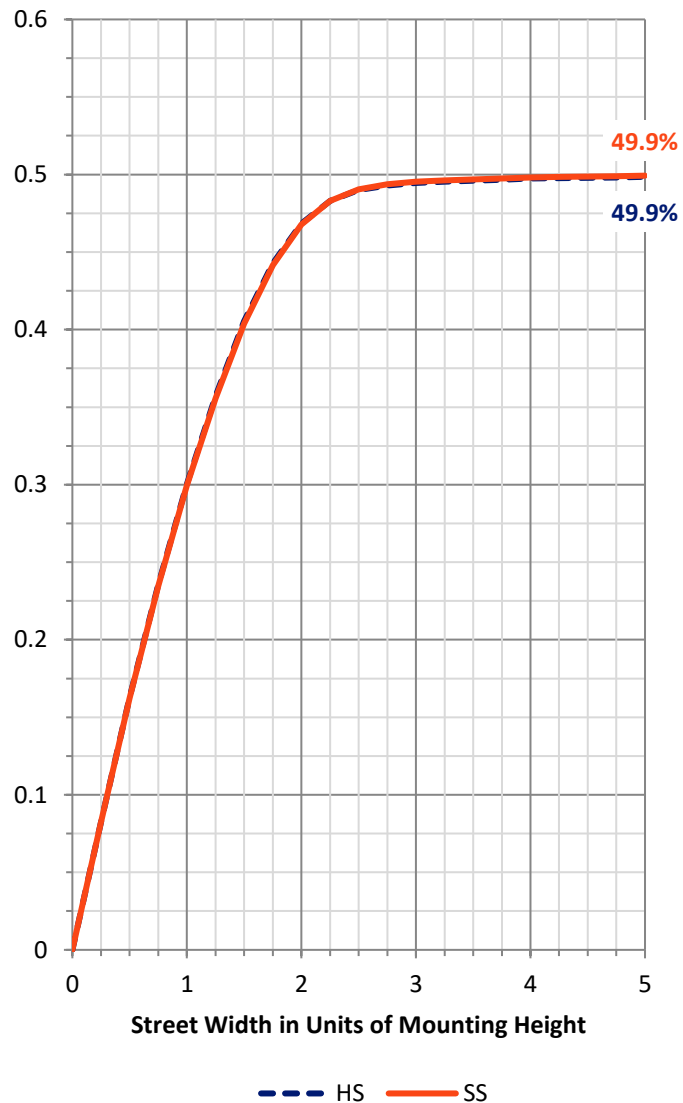
FLUX DISTRIBUTION:

		Downward	Upward	Total
House Side	Lumens	22607.0	0.0	22607.0
	% Fixture	50.0	0.0	50.0
Street Side	Lumens	22607.0	0.0	22607.0
	% Fixture	50.0	0.0	50.0
Total	Lumens	45214.0	0.0	45214.0
	% Fixture	100.0	0.0	100.0

ZONAL LUMENS:

Zone	Lumens	% Fixture
0°-10°	531.0	1.2
10°-20°	1732.8	3.8
20°-30°	3271.8	7.2
30°-40°	5357.5	11.8
40°-50°	8306.8	18.4
50°-60°	12270.9	27.1
60°-70°	11680.7	25.8
70°-80°	1884.8	4.2
80°-90°	177.7	0.4
90°-100°	0.0	0.0
100°-110°	0.0	0.0
110°-120°	0.0	0.0
120°-130°	0.0	0.0
130°-140°	0.0	0.0
140°-150°	0.0	0.0
150°-160°	0.0	0.0
160°-170°	0.0	0.0
170°-180°	0.0	0.0
0°-90°	45214.0	100.0
0°-180°	45214.0	100.0

Coefficient of Utilization



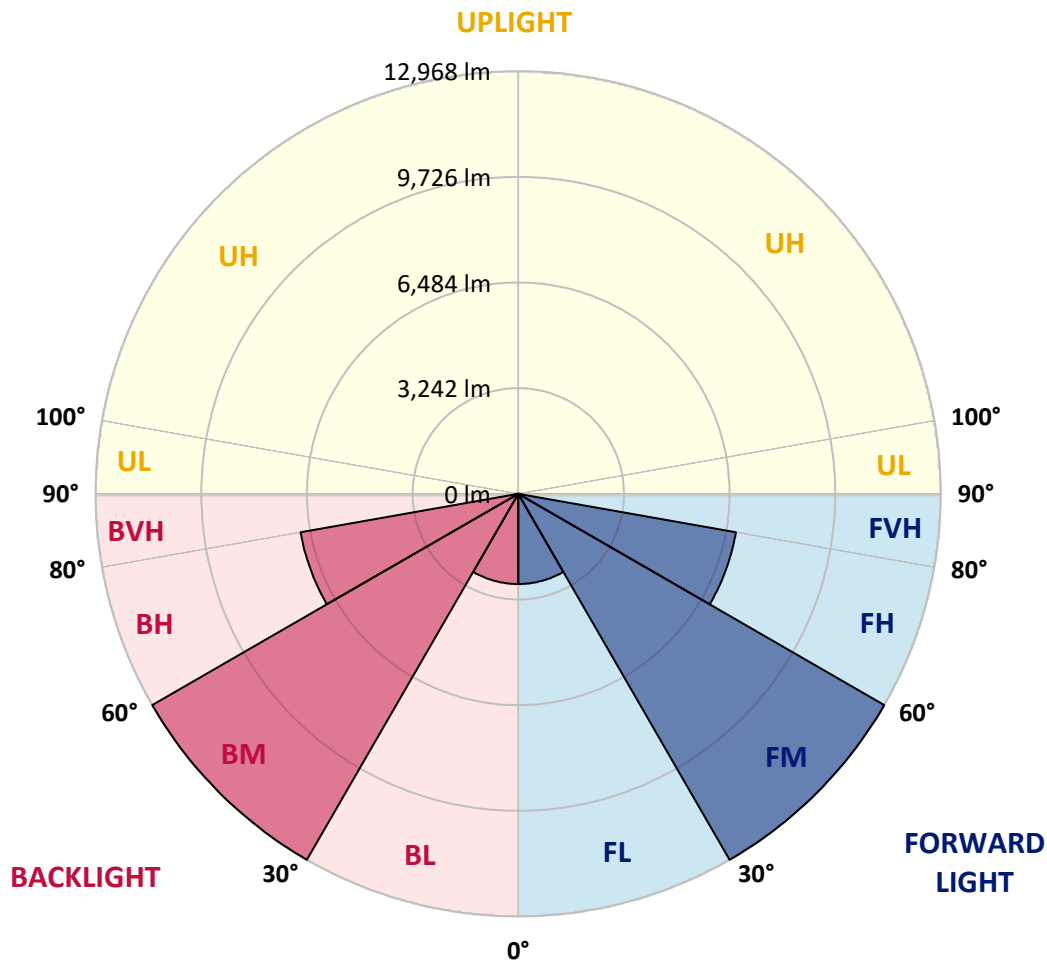
REPORT NUMBER: P950291
 CATALOG NUMBER: GLAN-SB4D-750-U-5NQ

LUMINAIRE CLASSIFICATION SYSTEM LUMEN TABLE AND BUG RATING:

Zone	Lumens	% Fixture	Zone Rating/Lumen Limit		
			B	U	G
FL (0°-30°)	2767.8	6.1			
FM (30°-60°)	12967.6	28.7			
FH (60°-80°)	6782.8	15.0			G3/7500
FVH (80°-90°)	88.8	0.2			G1/100
BL (0°-30°)	2767.8	6.1	B4/5000		
BM (30°-60°)	12967.6	28.7	B5		
BH (60°-80°)	6782.8	15.0	B5		G3/7500
BVH (80°-90°)	88.8	0.2			G1/100
UL (90°-100°)	0.0	0.0		U0/0	
UH (100°-180°)	0.0	0.0		U0/0	

BUG Rating: B5-U0-G3

Type V Short



REPORT NUMBER: P950291
 CATALOG NUMBER: GLAN-SB4D-750-U-5NQ

CANDELA DISTRIBUTION (FULL):

	0°	5°	15°	25°	35°	45°	55°	65°	75°	85°
0°	5380.9	5380.9	5380.9	5380.9	5380.9	5380.9	5380.9	5380.9	5380.9	5380.9
2.5°	5417.2	5399.1	5412.7	5401.3	5392.3	5383.2	5387.7	5403.6	5410.4	5412.7
5°	5489.8	5473.9	5480.7	5480.7	5464.9	5460.3	5462.6	5473.9	5487.5	5487.5
7.5°	5607.8	5591.9	5607.8	5598.7	5585.1	5580.5	5578.3	5587.4	5607.8	5607.8
10°	5750.7	5732.5	5741.6	5737.1	5721.2	5714.4	5712.1	5725.7	5743.9	5741.6
12.5°	5907.2	5886.8	5898.1	5884.5	5880.0	5873.2	5873.2	5870.9	5882.3	5873.2
15°	6081.9	6068.3	6072.8	6063.7	6070.5	6066.0	6047.9	6038.8	6043.3	6029.7
17.5°	6288.3	6256.6	6272.4	6267.9	6267.9	6277.0	6247.5	6236.1	6245.2	6231.6
20°	6526.5	6494.8	6501.6	6492.5	6481.1	6490.2	6453.9	6463.0	6469.8	6460.7
22.5°	6787.4	6746.6	6744.3	6748.8	6723.9	6726.1	6701.2	6723.9	6737.5	6712.5
25°	7055.1	7012.0	7041.5	7030.1	6998.4	7005.2	6987.0	7009.7	7021.1	6989.3
27.5°	7338.6	7309.2	7336.4	7343.2	7304.6	7331.8	7304.6	7325.0	7336.4	7288.7
30°	7669.9	7640.4	7665.3	7683.5	7638.1	7681.2	7658.5	7672.1	7674.4	7617.7
32.5°	8030.5	7985.2	8048.7	8057.8	8007.9	8060.0	8030.5	8048.7	8060.0	7982.9
35°	8470.6	8413.9	8486.5	8475.2	8432.1	8475.2	8448.0	8475.2	8502.4	8409.4
37.5°	8944.8	8885.8	8962.9	8942.5	8901.7	8931.1	8915.3	8933.4	8976.5	8876.7
40°	9466.5	9393.9	9498.3	9462.0	9423.4	9418.9	9427.9	9439.3	9496.0	9384.8
42.5°	10024.6	9947.4	10104.0	10047.3	9992.8	9956.5	9986.0	10008.7	10063.1	9938.4
45°	10662.0	10573.5	10777.7	10709.7	10623.5	10548.6	10596.2	10630.3	10709.7	10559.9
47.5°	11365.3	11265.4	11483.2	11462.8	11322.2	11158.8	11267.7	11365.3	11424.2	11242.8
50°	12052.6	11975.5	12261.3	12286.3	12113.9	11884.8	12036.7	12184.2	12200.1	11961.9
52.5°	12696.9	12619.8	13034.9	13191.4	13037.2	12764.9	12926.0	13075.7	12955.5	12647.0
55°	13211.8	13148.3	13676.9	14080.7	14132.9	13908.3	14003.5	13999.0	13604.3	13130.2
57.5°	13336.6	13327.5	13994.5	14849.7	15394.1	15421.4	15233.1	14752.2	13901.5	13264.0
60°	12769.5	12826.2	13742.7	15251.2	16703.1	17306.5	16492.1	15119.7	13563.5	12678.7
62.5°	11072.6	11222.3	12327.1	14761.2	17760.2	19475.2	17501.6	14561.6	12175.1	11020.4
65°	7935.3	8196.1	9416.6	12597.1	17664.9	21380.8	17356.4	12495.0	9507.3	8175.7
67.5°	3600.1	3865.6	4902.3	8624.9	15355.6	20863.5	15319.3	8715.6	5147.3	3879.2
70°	1304.4	1349.8	1683.2	3452.7	9813.6	16623.7	10233.3	3477.6	1789.9	1438.2
72.5°	789.4	796.2	866.6	1236.3	3409.6	10092.6	3554.8	1277.2	884.7	784.9
75°	501.3	496.8	617.0	755.4	1209.1	3405.0	1268.1	755.4	614.8	560.3
77.5°	360.7	372.0	442.4	564.9	762.2	1154.7	748.6	539.9	442.4	363.0
80°	270.0	276.8	322.1	440.1	535.4	719.1	476.4	399.3	333.5	226.9
82.5°	195.1	195.1	211.0	319.9	326.7	387.9	258.6	281.3	220.0	161.1
85°	115.7	113.4	131.6	190.6	170.1	142.9	118.0	172.4	138.4	99.8
87.5°	40.8	43.1	40.8	54.4	45.4	38.6	36.3	47.6	38.6	34.0
90°	0.0	0.0	0.0	0.0	0.0	0.0	0.0	0.0	0.0	0.0

(END C

90°
5380.9
5412.7
5487.5
5601.0
5737.1
5877.7
6032.0
6243.0
6481.1
6737.5
7025.6
7325.0
7651.7
8035.1
8466.1
8938.0
9421.1
10004.2
10637.1
11304.0
11991.4
12656.0
13146.0
13223.2
12574.4
10952.4
8078.2
3822.4
1420.1
798.5
564.9
369.8
233.7
161.1
97.5
31.8
0.0

OF REPORT)